

DEALER PORTAL

REIMAGINED



NEW FEATURE GUIDE

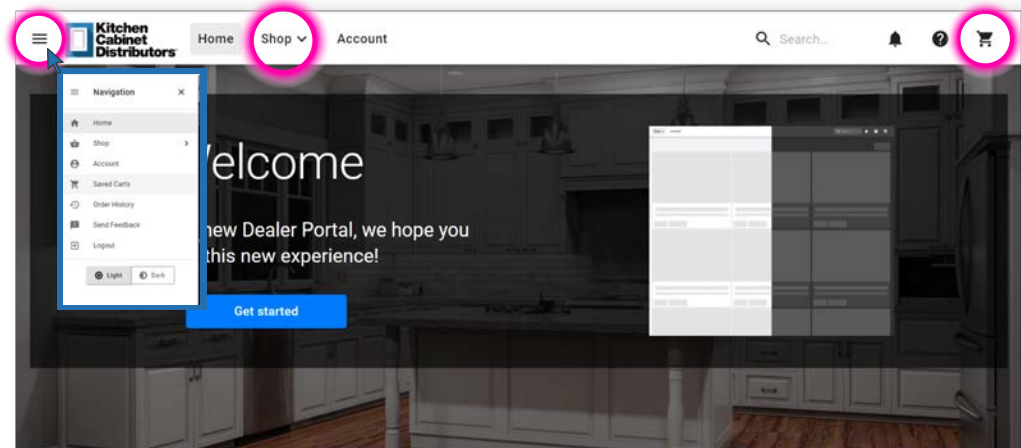


NEW

HOME PAGE EXPERIENCE

1

Access account info, order history, and saved carts from the navigation bars

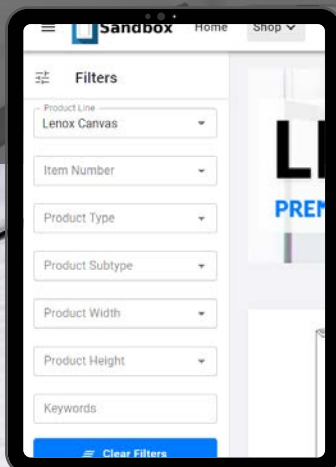


2

Click on "Shop" to browse and order

3

Head straight to your cart



SMART FILTERS

New Smart Filters help you quickly find what you're looking for as you shop.

SAVED CARTS

Designed with flexibility in mind.
PERFECT FOR ESTIMATES

LOCATED IN YOUR NAVIGATION MENU

Navigation

- Home
- Shop
- Account
- Saved Carts**
- Order History

Order Options

Flat
Assembled

Cart Options

Save
Save As
Compare Lines
Clear Cart

Checkout

Add items to your cart and make your order selections.

In the "Cart Options", click **Save As** to name and save your cart.



Once a cart is saved, you can upload it, modify it, and print a new estimate.

HOW TO CREATE AN ESTIMATE

1. Add items to your cart
2. Go to your cart and make your order selections
3. **Save** your cart
4. Click **Checkout**
5. Follow the prompts to make delivery and final selections
6. Click **Finish**
7. Click **Print Estimate** or you can simply notate the final price
8. Not ready to place the order? Simply click on your Cart.



NEED TO MAKE A CHANGE?

LOCATE YOUR SAVED CART.

UPLOAD IT.

MAKE THE CHANGES.

RESAVE.

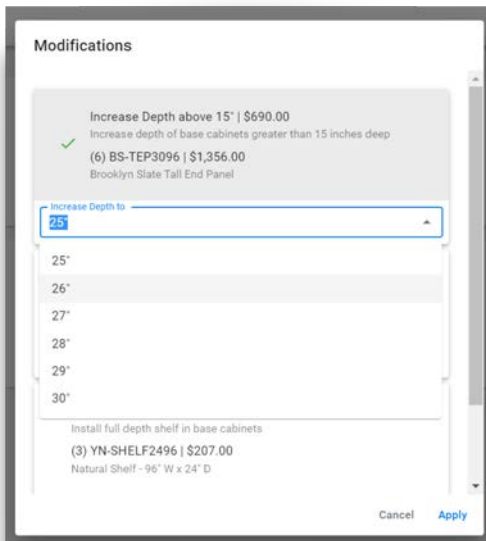
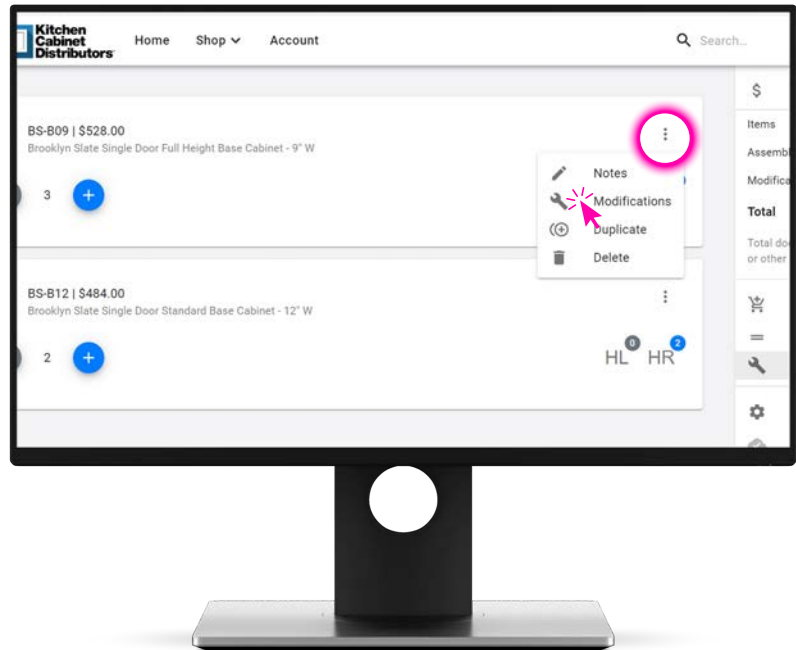
NOW
THAT
IS SERIOUSLY
EPIC

MODIFICATIONS

EASILY ADD MODIFICATIONS THROUGH YOUR CART!

Make sure
Assembled is
selected in your
Order Options.


In the item you want
to add
modifications to,
click the dots in the
top right corner.



A list of available modifications for that item will appear. Simply select the modification you would like to apply.

**IF SELECTING REDUCE
OR INCREASE DEPTH,
YOU WILL ALSO NEED TO
SELECT INCHES.**

ENHANCED CHECKOUT





IMPROVED AND EASY TO USE

Easy to follow prompts seamlessly guide you through the checkout process



NOTE: Selecting a requested delivery or pick up date does not confirm that date. If the date you chose is unavailable, KCD will select the next available date.



After you've made your selections, click **Finish** to **Place Order** or **Print Estimate**



NOT READY TO ORDER?

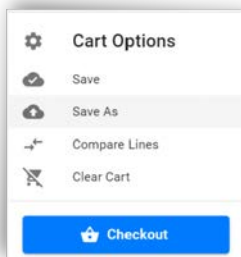
Simply click on your cart to exit checkout. Your items will remain in your cart along with your selections.

OTHER COOL FEATURES

COMPARE PRICING

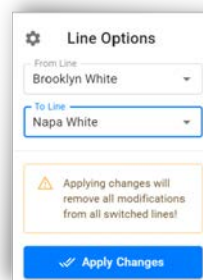
1


First, save your current cart, or load the cart you want to compare pricing for.



2

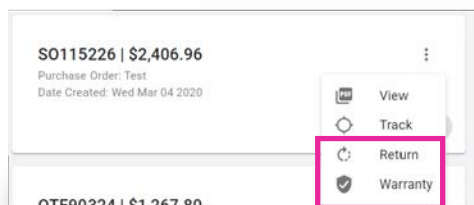
Under "Cart Options" select **Compare Lines**. Then select the cabinet lines you want to compare. If you want to make the switch, simply click **Apply Changes**.



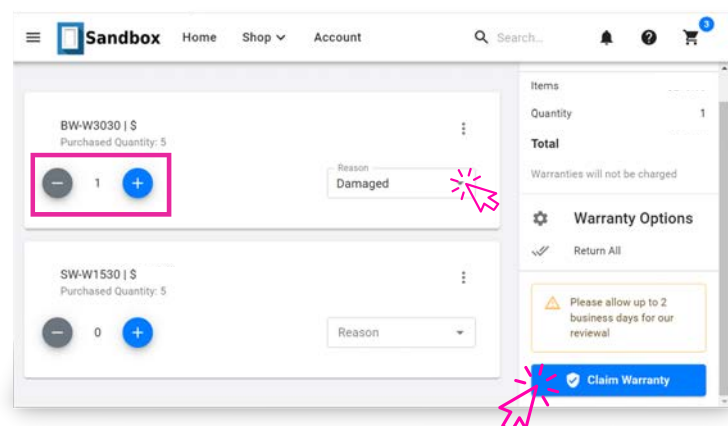
 **NOTE:** clicking **Apply Changes** will remove any modifications you previously had. You will need to re-add those to your items after switching.

CREATE WARRANTIES AND RETURNS

Go to your "Order History" and under the 3 dots in the corner, select **Return** or **Warranty**.



Enter the quantity for the items you want to claim and the reason for the claim, then click **Claim Warranty**.



FREQUENTLY ASKED QUESTIONS

Website: beta.kcdus.com

How long do I have to Test?

Beta Testing runs from May 24th - June 4th.

What do I do if I run into an error?

Email us at dealerportal@kcdus.com with details of the error and what you were doing when the error happened (screen shots are great!).

What happens to the old site while I'm testing?

The old site will remain fully functional until we are live with the new site. If you get an error in the Beta Site, you can still use the old site to place orders.

Who should I send suggestions to for changes to the design or functionality?

Email us at dealerportal@kcdus.com with any changes you would like to see with future releases/updates.

.....

Need Help? Contact us.
dealerportal@kcdus.com